


Google Home User and Installation Manual

Presenting the all new Hitachi air conditioners which are connected to the internet and can be controlled using your Google Home.

Supported Models

Please refer the service manual for the models supporting IOT connectivity and Smart Speaker.

Setup the airCloud Home Application

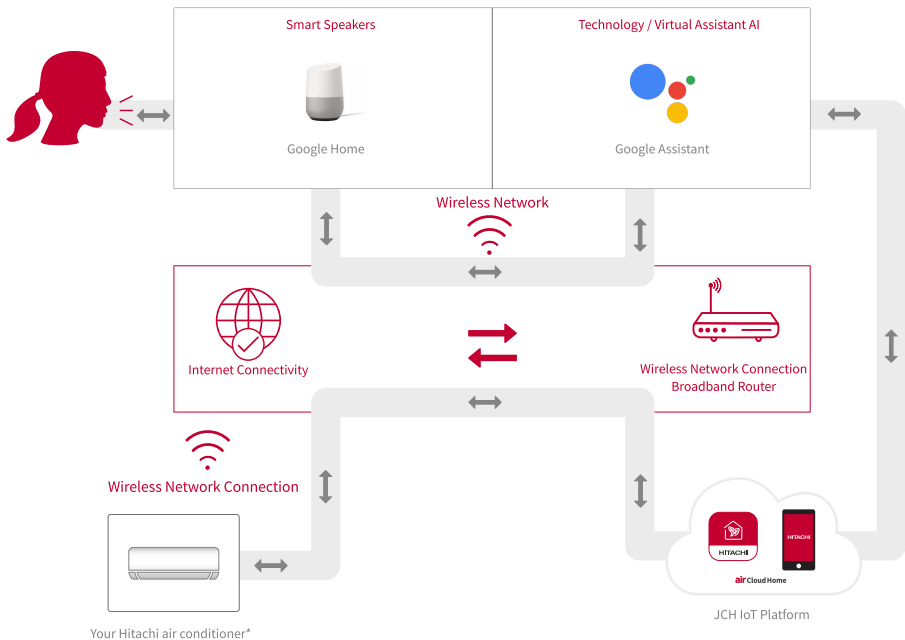
If you still haven't configured the airCloud Home on your mobile, please download the airCloud Home Application from Google Play Store  and Apple Store



and follow the procedure to install and setup.

Overview of connection image of air conditioner and Google Home.

airCloud Home with Smart Speaker (Google Home)



*Compatibility varies depending on air conditioner models. The installation of an airCloud Adapter might be required (available as an accessory).

Setup Your Google Home

If you haven't yet setup Google Home Smart Speaker, please refer [Help](#).

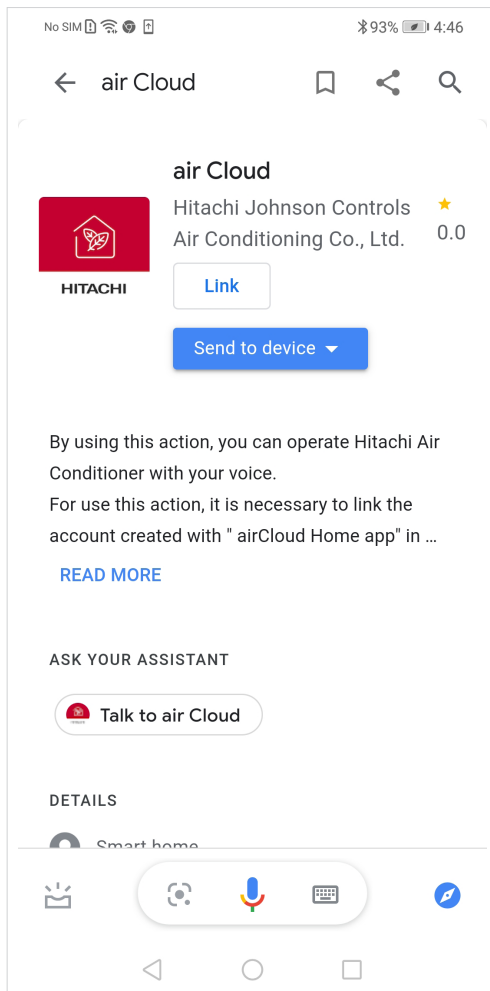
"airCloud" app is currently available for English language countries(en-CA,en-AU,en-IN,en-UK,en-US). Users from other countries can use the app by changing the language in Google assistant setting to en-US.

 <https://support.google.com/googlenest/answer/7550584?hl=en>

Browse and Link airCloud with Google Home

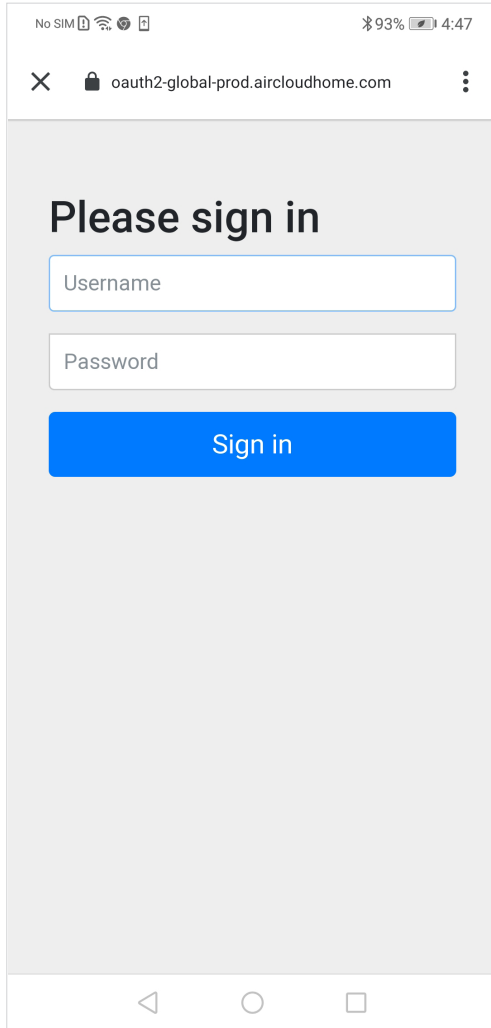
Browse for "air Cloud" from available apps and setup your Google Home with airCloud Home account using [Setup app](#).

Step1,



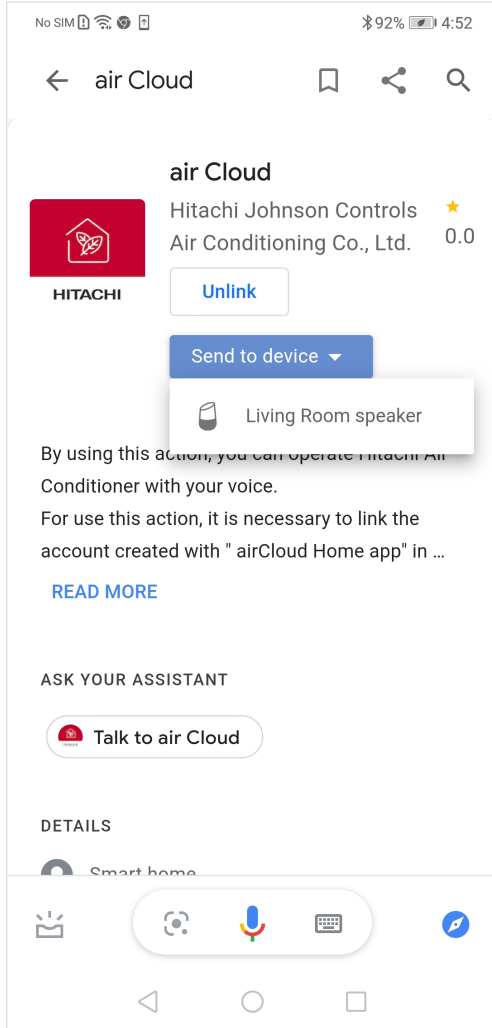
Browse and Link airCloud with Google Home

Step2,



Browse and Link airCloud with Google Home

Step3,



How to Use Google Home for Your Air Conditioner?

There are two ways you can operate your Air Conditioner using Google Home:

1. First way is talk to airCloud, open the communication session with Google Home by saying: **“Ok Google, talk to airCloud”**

If you have given specific name called “living room” to your Air Conditioner in your airCloud Home App. Then try saying,

“Turn ON living room”.

“Switch ON living room”.

“Turn ON living room in cool mode”.

2. Second way is first to use phrase **“Ok Google, talk to airCloud”** and give specific commands like, If you have given specific name called **“living room”** to your Air Conditioner in your airCloud Home App. Then try saying,

“Ok Google, talk to airCloud to turn ON living room”.

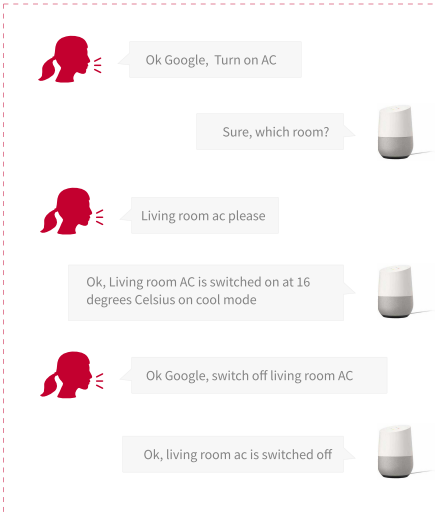
“Ok Google, talk to airCloud to Switch ON living room”.

“Ok Google, talk to airCloud to turn ON living room in cool mode”.

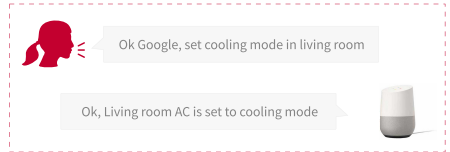
For more information on how to give commands to Google Home please refer [Invocation](#).

Google Home Smart Speaker (Conversation Flow Examples)

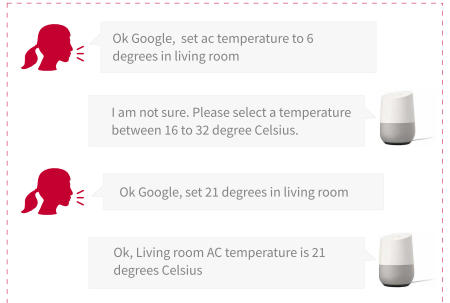
Switch on /off



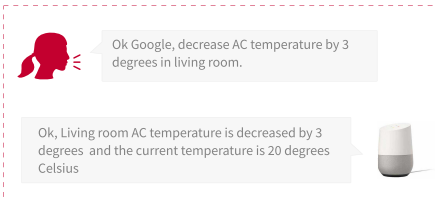
Set AC mode



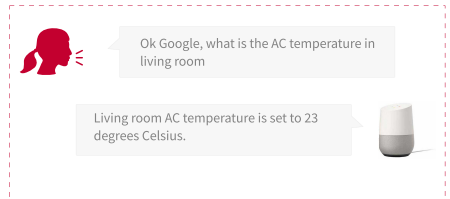
Set AC Temperature



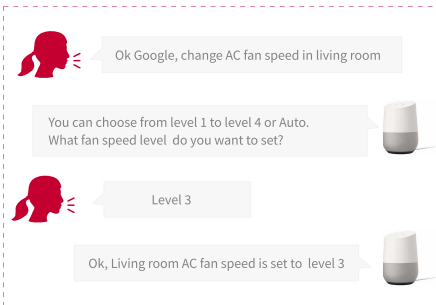
Adjust AC Temperature



Check AC operation status



Set AC Fan speed



Set AC swing

